
Rearranging the Family?

Income Support and Elderly Living Arrangements in a Low-Income Country

Eric V. Edmonds
Kristin Mammen
Douglas L. Miller

ABSTRACT

This study examines the link between income and living arrangements. Our identification comes from exploiting a discontinuity in age in the benefit formula for the social pension in South Africa. In contrast to previous literature, we find no association between pension income and elderly independence. We do find that potential beneficiaries alter their household structure when they become pension-eligible. Prime working-age women depart, and the presence of children younger than five and young women of childbearing age increase. These shifts in coresidence patterns are consistent with a setting where prime-age women have comparative advantage in work away from extended family relative to younger women. The additional income from old-age support may induce a change in living arrangements to exploit this advantage.

I. Introduction

In this paper we study the impact of pension income on living arrangements in the context of a low-income country.¹ An evaluation of the effect of pension income on living arrangements is particularly timely given the rapid

Eric V. Edmonds is an assistant professor of economics at Dartmouth College and a faculty research fellow at the National Bureau of Economic Research. Kristin Mammen is an assistant professor of economics at Barnard College of Columbia University. Douglas L. Miller is an assistant professor of economics at the University of California, Davis. The authors wish to thank Kristin Butcher, Anne Case, Angus Deaton, Nina Pavcnik, Dori Posel, Martin Wittenberg, two anonymous referees, NEUDC participants, and participants in the UC-Berkeley Development seminar for their helpful comments. The data used in this article can be obtained beginning October 2005 through September 2008 from Douglas L. Miller, Department of Economics, University of California at Davis, Davis, CA 95616, dlmiller@ucdavis.edu. The raw data are available from the South African Data Archive, <http://www.nrf.ac.za/sada/>, sada@nrf.ac.za [Submitted July 2003; accepted January 2004]

ISSN 022-166X E-ISSN 1548-8004 © 2004 by the Board of Regents of the University of Wisconsin System

1. We use the phrases “living arrangements” and “household composition” interchangeably. We study the impact of pension income on the demographic traits of individuals that occupy the same physical residence as the elder.

aging of the population in low-income countries. The aggregate growth rate of elderly in low-income countries is more than double that of wealthy countries, and as a result, many countries are considering adopting or expanding pension programs (Kinsella and Velkoff 2001). Living arrangements are of interest to economists because they are an important component of well-being. The U.S. literature on pensions and living arrangements emphasizes the consumption element of living arrangements (Costa 1997 and 1999; Englehardt, Gruber, and Perry 2002). People care directly about with whom they live, and living arrangements affect each person's ability to influence household decisions. In addition, living arrangements can affect the organization of household production (Benjamin 1992). This issue may be particularly relevant in the developing country context, but has not received much attention in the existing literature.² Finally, the effect of pension income on living arrangements is relevant to the broader literature analyzing household responses to fluctuations in income such as the literatures on labor supply, consumption insurance, intrahousehold allocation, and the permanent income hypothesis. While many authors note concerns about potential biases attributable to endogenous living arrangements, little evidence exists documenting how significant these biases may be.³

The paucity of evidence on the link between pensions or income more generally on living arrangements is driven by three main empirical challenges. First, household decisions that impact income are made by those living in the household; changing household members may change these decisions. This creates the problem of disentangling the effect of income on living arrangements from the effect of living arrangements on income. Second, income varies over the life cycle, and pension income in particular is age-dependent. Living arrangements change over the life cycle as well. Disentangling the impacts of pension income from the impacts of aging is challenging. Third, income (especially pension income) depends on cumulative work histories. Thus, income today depends on decisions made earlier, and these decisions also may independently influence today's living arrangements.

In this paper we study the impact of an old-age income support program on the living arrangements of elder black women in South Africa. This is a good context for considering the impact of income on household composition, because the benefit structure of the South African social pension enables us to address the identification problems that have limited research on the effects of income on living arrangements. For elder black women in South Africa, social pension income depends primarily on

2. Living arrangements also may affect how the household copes with risk and how household decisions are made. These issues are discussed in Section II.

3. We are aware of the following studies that consider changes in household composition with income changes in a developing country context. Ainsworth (1996) considers the determinants of child-fostering in Cote d'Ivoire and finds that the receiving family's demand for labor is highly correlated with the level of fostering. Butcher (1993) uses the same data set as Ainsworth and finds that changes in child fostering and the number of adults are highly correlated with changes in household economic status. Grimard (2000), also using data from Cote d'Ivoire, finds an association between rainfall, income, and household composition, although he posits that changes in household composition are driven by labor demand. Frankenberg, Smith, and Thomas (2003) find that Indonesia's financial crisis induced a movement of dependents and some types of workers from high-cost urban areas to lower-cost rural areas.

age-eligibility—women become eligible for the pension at age 60.⁴ Thus, pension income does not depend on the presence of extended families nor cumulative work histories. We identify the impacts of pension income on elderly living arrangements, overcoming the problem that pension income is age dependent, by exploiting the discontinuous nature of the age eligibility rule in the pension benefit formula. We assume that absent the pension, changes in living arrangements associated with the aging of black women are smooth.⁵ We then look for *discontinuous* changes in composition that occur at the age of pension-eligibility, allowing for flexible smooth trends in age.

Our results differ from the previous literature in several interesting ways. In particular, the existing literature on pensions and living arrangements (which is primarily set within developed countries) focuses on how pensions enable the elderly to maintain their independence (Costa 1997 and 1999; Carvalho 2000; McGarry and Schoeni 2000; Englehardt, Gruber, and Perry 2002). There is nearly universal empirical support for the hypothesis that income enables the elderly to maintain their preferred state of independence. We examine the effects of pension age-eligibility on the household size of the elderly, as well as the probability that they live alone, or only with a spouse. In contrast to much of the previous literature, we find *no* increase in independence associated with pension-eligibility.

However, we do uncover several interesting changes in living arrangements associated with pension receipt. First, we find an increase in the number of children aged 0–5 present when an elder woman becomes pension-eligible. Second, we find an increase in the number of women aged 18–23—about the right age to be the children’s mothers. Third, we find a decrease in the number of women aged 30–39. The magnitudes of these responses are meaningful—with changes of approximately 10 percent of the base age-specific population numbers. We suspect that women aged 18–23 and women aged 30–39 are good substitutes in household production, but that women aged 30–39 have an advantage in work away from home, perhaps because the childcare obligations of young mothers make them less productive in the market or less able to live away from home. Moreover, the grandmother may help with the childcare of young children, thereby improving the ability of young mothers to work in addition to their household production activities.

In the next section, we review the role living arrangements play in household decisions and why they may be affected by pension income. In Section III, we describe the South African pension program in greater detail in the context of our identification strategy. Section IV presents our findings from the 1996 South African population and housing census and discusses other possible interpretations. Section V concludes by summarizing our findings and discussing their implications for researchers evaluating the effects of pensions (or income more generally) on various household attributes.

4. There is a means-test to the social pension, but it is set at such a high level that it does not bind for most black households (Alderman 1999). For this reason we focus on blacks. For other groups in South Africa, pension-eligibility is more likely to be an endogenous decision.

5. We focus on women because we believe our smoothness assumption is more tenable for women than men, for reasons discussed in Section III.

II. Income and Living Arrangements—Theoretical Background

We use the term “household” to refer to a set of coresident individuals and the term “family” to refer to the broader kin network, many of whom may not live together. In this section, we consider why a change in the income of an individual family member may influence household living arrangements. We classify possible explanations into three broad categories: consumption, contracts, and production.

A. Household Composition as Consumption

Most previous studies of the effects of income on living arrangements view these arrangements as something that individuals have preferences over, and argue that additional income increases consumption of more preferred living arrangements. Individuals may prefer children or certain family members more than others, but most authors emphasize independence as the preferred living state. When living arrangements are viewed as consumption, differences in household composition associated with variation in income are interpreted as revealing preferences over living arrangements.

In collective decision-making models, additional income in the hands of an individual may increase their influence on the allocation of family resources (Lundberg and Pollak 1993). In this way, additional income to an elder may strengthen her influence in her family’s affairs. This rising power may affect the desirability of some living arrangements. Alternatively, she may use her power to change her living arrangements by choosing preferred household members or living environments. Thus, as within a unitary household model, changes in household composition associated with variation in income may indicate the elder’s preferences over living arrangements.

B. Household Composition and Intrafamilial (Informal) Contracts

Increased income may change the informal contracts that families engage in, and can subsequently affect household composition. For instance, if family members insure each other’s consumption against uncertain dates of death (Kotlikoff and Spivak 1981), or uncertain income shocks (Rosenzweig 1988), then an increase in income may induce a change in these contracts. Moreover, geographic diversification may be an important part of intrafamilial insurance strategies (Rosenzweig and Stark (1989). Thus, an increase in income may alter the types of diversification strategies that are optimal. For example, Butcher (1993) emphasizes that child fostering may be a mechanism through which families smooth fluctuations in resources.

In addition, household composition may be a direct factor in the enforcement of intrafamilial contracts. Suppose, for instance, that the elderly wish to transfer resources to their grandchildren, but are unable to monitor their adult children’s compliance with these wishes. In this case, they may choose to have the grandchildren come live with them. Alternatively, if the family’s contract calls for the elderly to share their pension income with their families, but this sharing cannot be enforced

when the family members live apart, we may see an increase in cohabitation. The change in household composition in this case (as with the case of the children mentioned above) does not arise from preferences over living arrangements *per se*. Instead, it arises because household composition is an important input to enforcing intrafamilial contracts.

C. Household Composition and Production

On the production side, additional income may enable the elderly to purchase market substitutes for goods or services otherwise provided by household members (Hoerger, Picone, and Sloan 1996 examine substitution between market care and family care of the elderly in the U.S. context). Alternatively, additional income may overcome credit constraints that prevent the family from making efficient changes to how it arranges production. The pension income may enable an elderly household to take in grown children or grandchildren to provide nontradable goods or services that improve the well being of their family.⁶ Similarly, movements to exploit earnings opportunities and to minimize living costs have been shown by Frankenberg, Smith, and Thomas (2003) to be important coping mechanisms for the shock of the Indonesian financial crisis.

To summarize, the theoretical literature offers a wide variety of ways in which additional income may impact the living arrangements of the elderly, and there are not clear predictions in the theory about which mechanisms should dominate. Given the range of possible impacts, the effect of additional resources on household composition is ultimately an empirical question.

III. Identification

Empirical examination of the effects of old age support on the living arrangements of the elderly poses several challenges, because support generally depends on a recipient's cumulative labor history, household composition, and life-cycle attributes. Several attributes of South Africa's Old Age Pension Program in South Africa's black population make it particularly well suited for considering the effect of old age support on elderly living arrangements.

The uniqueness of the South African program stems from its origin. At the end of apartheid the white social pension was extended to the black population. Blacks are substantially poorer than whites in South Africa, and so the maximum pension benefit for a black South African is approximately twice the median per capita monthly household income of blacks (Case and Deaton 1998). There is a means test to the pension, but it is set at such a high level that it does not exclude most black South Africans (Alderman 1999). Moreover, the means test does not account for the income of family members, so there is no incentive to rearrange households in order

6. In data from the Cote d'Ivoire, Ainsworth (1996) finds that the receiving family's demand for child labor is an important determinant of the child-fostering decision (even more so than the level of the sending family's resources), and Grimard (2000) finds that labor demand is a driving force for changes in labor demand among adults as well.

to be eligible for the pension (as many have argued exists for social transfer systems, such as Aid to Families with Dependent Children in the United States). Thus, the determining factor for pension-eligibility is age rather than labor histories or household composition. Women become eligible for the pension at age 60.

Our empirical approach is driven by this age-discontinuity in the benefit structure of the social pension. Our approach is to compare living arrangements just before pension-eligibility to living arrangements immediately after; thus, pension-eligible individuals are older than their noneligible counterparts. If there is any trend in household composition with respect to age, simple eligible/ineligible comparisons will confound the impact of the pension with the impact of age. To allow for age trends, we follow Porter (2000) and model in a nonparametric fashion the smooth age trend in living arrangements. Our estimate of the effect of pension-eligibility on living arrangements comes from measuring any discontinuous changes in living arrangements at the age of pension-eligibility.

Specifically, the living arrangements variable, y , for a woman of age a depends on resources and characteristics of the household and all of its potential members. We assume the effects of these (unobserved) resources and characteristics on living arrangements are smooth with respect to an individual's age. We write the expectation of the outcome variable y conditional on age as:

$$(1) \quad y = m(a) + d\alpha + \varepsilon$$

where d is an indicator that is 1 if a person is pension-eligible, $E[\varepsilon|A] = 0$ (where $a = A$ is the age of pension-eligibility), and $m(\cdot)$ is continuous at the age of pension-eligibility.⁷ Porter suggests rewriting Equation 1 as:

$$(2) \quad (y - d\alpha) = m(A) + \varepsilon$$

We have a new dependent variable: $(y - d\alpha)$. α is estimated by finding a value of α that minimizes the averaged squared deviation between this new dependent variable and the nonparametric estimate of $m(A)$. Thus, we use data from both above and below the discontinuity in pension-eligibility at age 60 in a kernel regression, with more weight given to data points closest to age 60, to estimate the change in the conditional expectation of the living arrangements variable at the age when an individual becomes pension-eligible.⁸

Two assumptions are critical for the consistency of this regression discontinuity estimator and deserve special emphasis. The first is that the probability of treatment (pension-eligibility) varies discontinuously at the age cut-off point. This assumption follows directly from the pension benefit formula, and we will

7. In the data, observed age is discrete. In a set of Monte Carlo experiments where the generated data have moments that match those in the observed data, we have compared results when age is observed continuously to results when age is rounded down to the nearest integer. We find that both the continuous results and the results when age is rounded down to an integer have similar distributions of estimated treatment impacts and t -statistics with approximately standard normal distributions.

8. In our kernel estimation, we use an Epanechnikov kernel (specifically: $K(z) = (.75)(1 - .2z^2) / \sqrt{5}$ for $|z| < \sqrt{5}$), and a bandwidth of 2. Standard errors are calculated following the discussion in Porter (2000). For reference of future researchers interested in using the Porter regression-discontinuity methodology, the constant C_k in Theorem 1 (Porter 2000, p. 12) is 6.3582 for the indicated form of the Epanechnikov kernel.

show that the data are consistent with this assumption. The second assumption is that if there were no treatment (that is, no pension program), the outcome of interest would be continuous at the age cut-off. That is, while we expect that a given household characteristic (number of small children in the household, for example) may vary with the age of the oldest woman, there is no *a priori* reason to think that at age 60 (and not at 59 or 61) household characteristics should change dramatically. Retirement that would occur even in the absence of the pension program is one possible concern. However, the evidence does not suggest that retirement is a substantive issue for women in this setting (Edmonds, Mammen, and Miller 2004).

One important qualification to this discontinuity approach is that we are limited in the types of household changes it can detect. For example, we cannot identify effects that occur if households respond to the pension either before or after actual eligibility. If pension receipt tends to cause relatives to move in with an elder woman, they may do so when she turns 59, in anticipation of her becoming eligible. Alternatively, it may take several years for household members to adjust their composition in response to pension-eligibility. Both of these timing issues attenuate any measured program impact. We note, however, that Lund (1993) finds no descriptive evidence of individuals being able to borrow in advance of pension-eligibility even though pensioners have better access to credit once they have attained eligibility. Hence liquidity constraints may restrict the ability of individuals to act in anticipation of the pension.

A second issue is that we focus on age-eligibility rather than actual pension receipt. We do so because pension take-up is an endogenous household choice whereas an individual's age is not. Our estimates are an attenuated measure of the true impact if take-up of the pension is incomplete (as it certainly is) or does not coincide exactly with eligibility. Moreover, there is apt to be measurement error in reported ages. If this measurement error is classical, it will further attenuate our findings based on age-eligibility. In practice, there appears to be a moderate degree of rounding in reported ages in the data to either ages in round decades or to ages that correspond to birth years reported in round decades.⁹ This creates a problem for identification, because the pension-eligibility of women begins at age 60. In the presentations of the raw data below, it will be obvious that women at age 60 generally

Our choice of bandwidth is driven by a desire to balance identifying locally against the need for smoothing to account for age trends and to prevent us from identifying off of idiosyncratic bumps in the data. We have compared the findings presented below to what we would find with alternate bandwidths of 1.5 and 3. We reach qualitatively the same conclusions with either alternative bandwidth. The main exception to this is that with the bandwidth equal to 3, the coefficient on children aged 0-5 is not significantly different from zero. We cannot reject statistically that our results for bandwidths 1.5 or 3 are the same as the point estimates using a bandwidth of 2 in every result highlighted below with the exception of the income results where a bandwidth of 3 returns a 17 percentage point decline in the probability that a woman reports no income with pension-eligibility.

9. In a set of Monte Carlo simulations, we have generated data with a continuous age distribution and with heaped ages that correspond to what we observe in the data used in this study. Using the regression discontinuity design described in this section, we found that estimated treatment effects were more disperse with heaped data. However, the distributions of the *T*-statistics were approximately standard normal in both generated data sets. Thus, statistical inference is not adversely impacted by age heaping per se.

look different than would be predicted by the trend prior to age 60 and the trend after age 60 (see especially Figures 1, 2, 4, and 5). Thus, we exclude women at age 60 from estimation.¹⁰ This alters the population to which our results are applicable. That is, our estimated impacts are most relevant for the population that is less likely to misreport its age.

IV. Data and Main Findings

A. Data

Although the identification assumptions in our empirical work are weak, the methodology requires a large data set for our analysis to have statistical power. As a result, we focus on the living arrangements of black elder women in black-headed households in the 10 percent public use sample of the 1996 Population and Housing Census of South Africa.¹¹ Households are defined in the census as a group of people (or one person) who live together at least 4 days a week and jointly provide themselves with food and other necessities. Live-in employees were regarded as separate households (Statistics South Africa. n.d. (c)).¹² Our analysis is then based on the 299,885 (unweighted) black women 40 and older living in households with black heads.¹³

We focus exclusively on women in this paper, because we are concerned that our identification assumptions are more suspect for men. First, we are more comfortable with our assumption that the underlying age trends in our measures of household composition are smooth absent the pension for women. Men are more likely to face retirement incentives (absent the pension) at the age of pension-eligibility in the formal

10. In the simulations described in the previous footnote, we observed that when we excluded observations at age 60 from the heaped data, the standard deviation of the distribution of T -statistics increased by roughly 30-50 percent. As a check on our results, we have used a bootstrapping procedure to generate empirical standard errors for each of our models. In simulations, bootstrapped standard errors generated T -statistics that were approximately standard normal. In our data, bootstrapping increases estimated standard errors by approximately 45 percent. The statistical significance of our results is generally unaffected by using bootstrapped standard errors. The only exception to this in the main results (presented in the next section) is that the findings for children aged 0-5 are only significant at 10 percent ($T=1.92$).

11. Statistics South Africa (Stats SA) administered the 1996 census to cover the night of October 9th to 10th. Respondents either filled in the questionnaires themselves or were interviewed by enumerators. Questionnaires were translated into all 11 official languages of South Africa. Data were adjusted for undercount (with both household and person weights) on the basis of a nationwide post-enumeration survey. (Statistics South Africa. n.d. (a)) The data we use come from a 10 percent public use sample representing 40,578,900 individuals and 9,058,540 households. Individuals not living in households but in hostels or institutions such as prisons and hospitals were counted in the census but are excluded from our analysis (Statistics South Africa. n.d. (b)).

12. We designate black households by the race of the household head. In a small percentage of cases where no head of household was indicated, we designated a black household by the race of the next most closely related family member (usually the spouse). The census allowed more than one household head to be reported; for the 0.4 percent of households with multiple heads we chose the oldest head for determining the race of the household (in the instance of a tie for oldest, we chose the oldest male).

13. 3 percent of the sample is dropped because age information is missing for one or more household members. We dropped 62 individuals in households with at least one member indicating institutional residence (this being inconsistent with our sample definition).

sector of the South African economy. As discussed in the working paper version of this study, the data do not suggest that formal retirement is a significant issue for women (Edmonds, Mammen, and Miller 2004). Second, Bertrand, Mullainathan, and Miller (2003) report that in some provinces men report pension take-up upon turning 60, rather than 65. Thus, our assumption that treatment is discontinuous at the age of pension-eligibility may not be fully accurate in the male population. Moreover, in addition to these identification concerns, much of the previous literature on the South African pension program has concluded that female pensioners are more likely to share their pension income with household members. Thus, we are more likely to find program effects in the female population.

Table 1 presents means and standard deviations for the living arrangements of women within ten years of pension-eligibility. Column 1 contains summary statistics for women that are not yet pension-eligible, and Column 2 refers to eligible women. Individuals who are pension-eligible live in slightly larger households. There are more young children aged 0–5 in households with a pension-eligible individual. Fewer individuals aged 18–23 live with the older women. In addition, we observe more persons of prime work age (30–39) in pension-eligible households.

This naive comparison of households with and without a pension-eligible person does not reflect the causal impact of the pension program, because age trends are confounded with the pension program. The differences in household structure found in Table 1 may be due entirely to age and have nothing to do with the pension per se.

Table 1
Household Characteristics

Variable	Women aged 50–59	Women aged 60–69
Number of individuals—unweighted	74,211	63,084
Age	54.3 (2.8)	64.1 (2.8)
Household size	5.74 (3.18)	5.90 (3.31)
Number of kids aged 0–5 in HH	0.74 (1.02)	0.82 (1.08)
Number of women aged 18–23 in HH	0.41 (0.65)	0.34 (0.61)
Number of men aged 18–23 in HH	0.35 (0.61)	0.29 (0.57)
Number of women aged 30–39 in HH	0.22 (0.49)	0.30 (0.56)
Number of men aged 30–39 in HH	0.19 (0.46)	0.25 (0.52)

Standard deviations in parentheses. All means are weighted to be representative of the black-headed population of households in South Africa. All data are from the 1996 population census, black women living in black-headed households.

This problem of separating age differences from the effect of the pension benefit is the reason for using the regression discontinuity estimator applied in the next section.

B. Pension-eligibility Affects Income

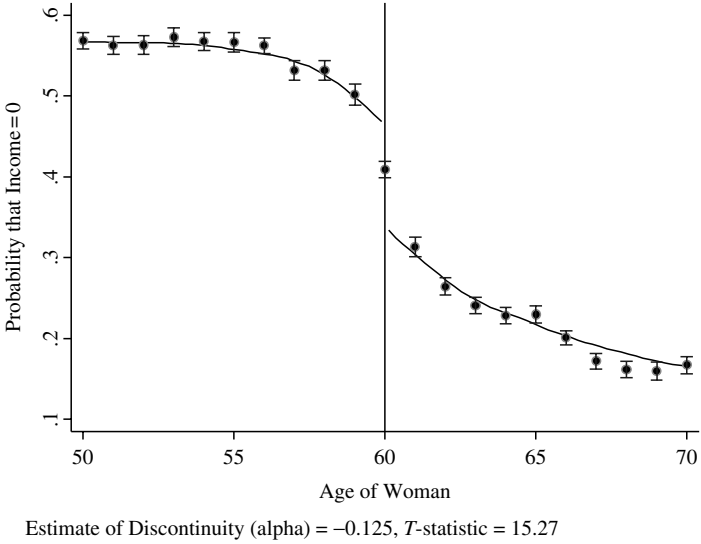
Our focus is on how living arrangements change discontinuously at the age of pension-eligibility. Although we do not attempt to directly measure an income elasticity of living arrangements, we interpret the changes in living arrangements associated with pension-eligibility as an effect of pension income. Figure 1 presents some support for the idea that pension-eligibility substantially impacts income. Figure 1 also illustrates how our empirical approach works in practice.

The Census asks for each household member's income, with possible responses grouped into 14 categories. In Panel A of Figure 1, we plot the probability that a woman reports receiving zero income against her age. The circles in Panel A are (unsmoothed) nationally representative means from the census, and 95 percent confidence bounds for these means are also graphed. The curve is the result of using our semi-parametric regression discontinuity estimator. We regress an indicator that is 1 if a woman reports no earnings in the last year against age, allowing a change (as described above) at age 60 when a woman becomes pension-eligible. Panel A shows that about 58 percent of women in their early 50s report zero income during the previous year. This proportion declines slightly among women in their late 50s, and drops dramatically—12.5 percentage points—as women become age-eligible for the pension. The T-statistic for the null hypothesis that the jump at age 60 is zero is over 15.¹⁴ In panel B we consider the probability that a pension-eligible black woman reports a personal income that is equal to or greater than the amount of the pension. This probability increases by 12 percentage points at age 60, a statistically significant increase. Thus, we treat the effects of age eligibility as income effects throughout this study.

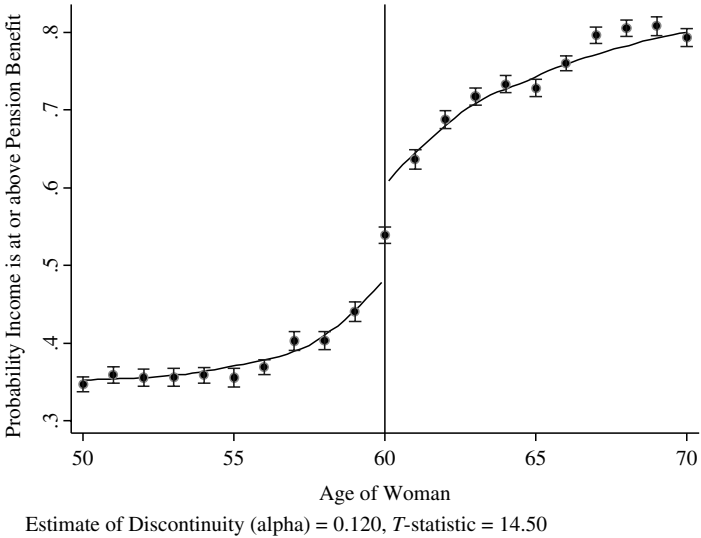
C. Pensions Do not Alter the Trend Away from Independence

We have noted that most of the existing literature on elderly living arrangements in high income countries finds that additional income enables the elderly to continue their independence. We begin examining whether pension-eligibility affects elderly independence in South Africa by considering whether there are changes in household size around the elderly with pension-eligibility. In Figure 2 we plot household size against a woman's age; as before, the circles represent the weighted, unsmoothed census means, and 95 percent confidence bounds for these means are pictured. The regression curve shows a general trend toward increasing household size as women approach the age pension-eligibility. This upward trend in household size with age may reflect that older individuals are less able to rely on their own earnings and physical output or that older individuals will have older children who are thereby more likely to have children or even grandchildren of their own. Our discontinuity approach

14. This estimate (as well as most estimates that follow in the paper) is based on 53,834 individuals receiving nonzero weight. For readers who wish to compute hypothesis testing using a Schwarz (or Bayesian Information)-type Criterion, we calculate that $\sqrt{\log(53,834)} = 3.3$ could be used as an alternate critical value to the usual 1.96

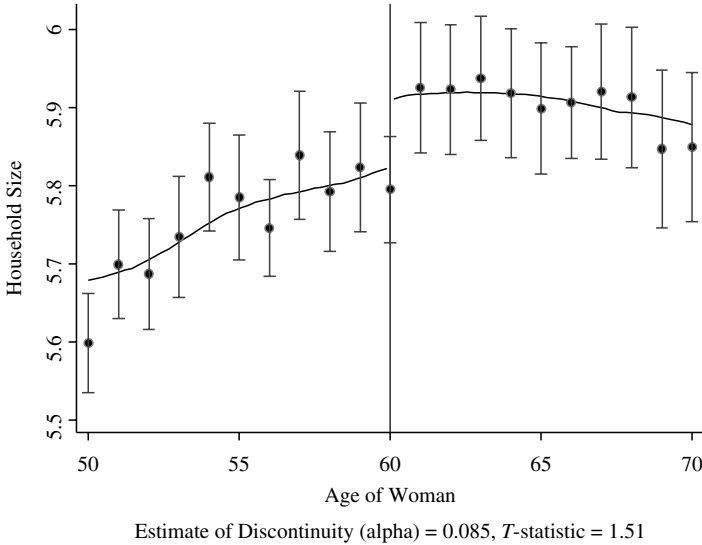


Panel A
Probability that an individual reports no personal income



Panel B
Probability that income is at least 200 Rand per month

Figure 1
Income and Pension-eligibility, Census Means, and Regression Discontinuity Results

**Figure 2**

Household Size and Pension-eligibility, Census Means, and Regression Discontinuity Results

captures any discrete changes associated with pension-eligibility in this trend toward increasing household size.

The point estimates of the size of the discontinuity are reproduced in Table 2, Row 1. We find an increase of approximately 0.09 household members associated with pension-eligibility. This corresponds to an approximate 1 percent increase in

Table 2

Regression Discontinuity Estimates of the Effect of Pensions on Independent Living

Variable	Effect	[mean]
Household size	0.085 (1.51)	[5.82]
Lives Alone	-0.002 (0.44)	[0.05]
Lives alone or with spouse only	0.005 (0.99)	[0.08]

T-statistics in parentheses. RD estimates of treatment effects estimate the jump in household size associated with turning 60 for women. RD methodology based on Porter (2000), as discussed in text. Conditional mean at treatment age of LHS variable in brackets. Data are from the 1996 census, black individuals living in black-headed households. Estimates are based on 10 percent census samples, with 53,834 observations having nonzero weight in estimation of treatment effect.

household size.¹⁵ This small increase in household size is not statistically significant at conventional levels.

We also examine directly the effects of pension-eligibility on the probability that an elder woman lives independently—either alone or only with a spouse. In Figure 3 the dependent variable is an indicator that is one if woman lives alone or only with a spouse. We see that living independently is rare among elder South Africans—only 8 percent of women age 59 do so. In addition, there is a general trend away from living independently as a black woman ages. Figure 3 shows there is no statistically significant break in this trend associated with pension-eligibility. Estimates of α , the pension-eligibility associated change in the probability an individual lives alone or with only a spouse, are in Table 2, Rows 2 and 3. These coefficients are small and statistically insignificant. Thus, the data fail to reject the hypothesis of no impact of pension-eligibility on elderly independence. This finding contrasts with almost all of the research on pension effects on living arrangements from populations richer than black South Africa.

There are a number of possible explanations for why the results on elderly independence are different in South Africa. First, the preferences of the elderly over independence could be different in South Africa. However, we do not have strong priors that elderly South Africans care more about their extended family or have more desire to live with kin than do elders elsewhere. Second, there may be little

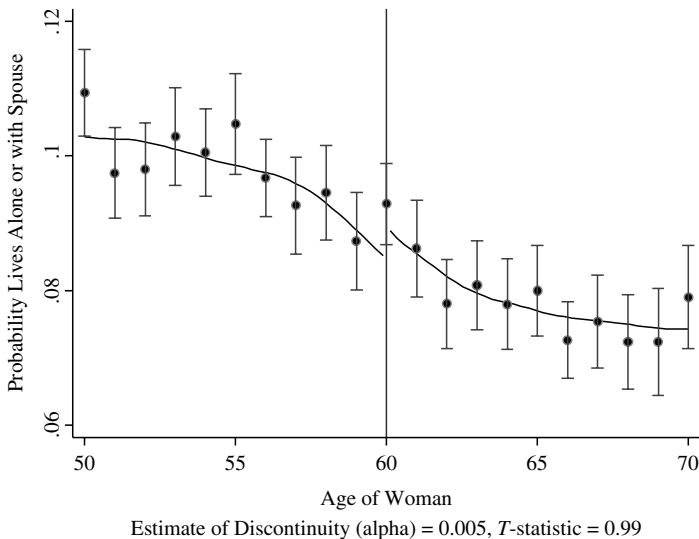


Figure 3

The Probability of Living Alone or Only with Spouse and Pension-eligibility, Census Means, and Regression Discontinuity Results

15. In order to calculate percentage changes, we need to know what the mean household size (or any other dependent variable) would be at the age of pension-eligibility in the absence of the pension program. To calculate this, we use the age trend before pension age to project the expected household size at the pension age. These projected means are the means reported in Tables 2 and 3 and referenced henceforth in the text.

scope for pension income to affect independence (even if the elderly would prefer it) given that an independent arrangement is rare. A third possibility is that the pension in South Africa could be so large that (due to the absence of complete contracts) adult children merge households with the elderly to monitor the sharing of the funds, inducing a decline in elderly independence. However, our results do not suggest a decline in independence with the pension. Rather, the general age trend away from independence continues unabated with the pension-eligibility.

Another explanation for the lack of increased independence is that there may be missing markets in South Africa for goods and services that would enable the elderly to compensate for the diminishing capacity for home production that accompanies age. Alternatively, these goods and services may be available, but substantially more expensive than using within household labor to provide them. In this case, pension income may be used by elders to alter household composition in order to either bring in additional labor to provide these goods and services. Finally, liquidity constraints could also be relevant. With liquidity constraints, an increase in income could lead a decline in the cost of home production by a reorganization of production (either through purchased inputs or changes in the labor mix). Thus, to the extent that household production is more significant in low-income countries because of missing markets or because of labor market imperfections, the effect of income on shadow prices may be more important. In this way, incomplete or underdeveloped markets for goods and services consumed by the elderly might be an important reason why we do not observe income effects on independence for black South Africans.

D. Pensions are Associated with Increases in the Number of Young Children and Women of Age to be their Mothers as well as a Decline in the Presence of Prime Working-age Women

Though we observe no break in the trend away from independent living and no statistically significant changes in household size, the discussion in Section II suggests scope for important changes in living arrangements when women become pension-eligible. In the working paper version of this study, we examine changes in living arrangements by looking at changes in the presence of females and males for various age groupings (Edmonds, Mammen, and Miller 2004). This section highlights the most important of these results. Figures 4–6 contain the census means and kernel regression results by the age of the elder woman for the number of children aged 0–5 (Figure 4), the number of women aged 18–23 (Figure 5), and the number of women aged 30–39 (Figure 6). These graphs show the basic elements of how the households of pension-eligible women are re-shaped. The regression discontinuity estimates of the impacts are reproduced in Table 3. One obvious question is whether the findings in Figures 4–6 represent the movement of the elderly or the movement of others, and Edmonds, Mammen, and Miller (2004) show that our main findings are also present in the sub-sample of elders who live in rural areas and have not moved in the last seven years.¹⁶

16. The point estimates are very similar for most variables when we condition on rural nonmovers. However, statistical significance for impacts on children aged 0-5 and women aged 18-23 are not robust to using the bootstrapped standard errors discussed in footnote 11.

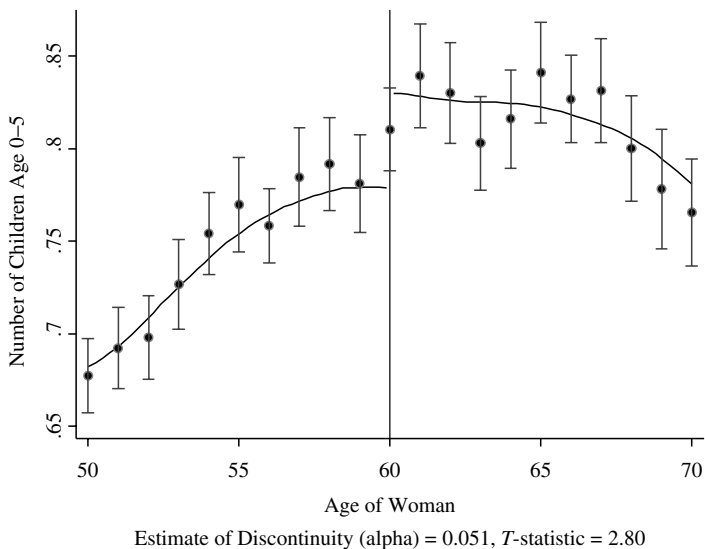


Figure 4
The Number of Resident Children Aged 0–5 and Pension-eligibility, Census Means, and Regression Discontinuity Results

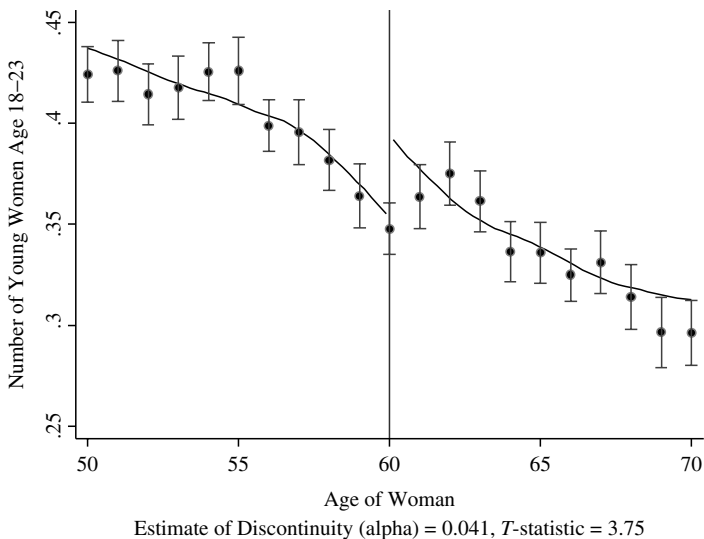
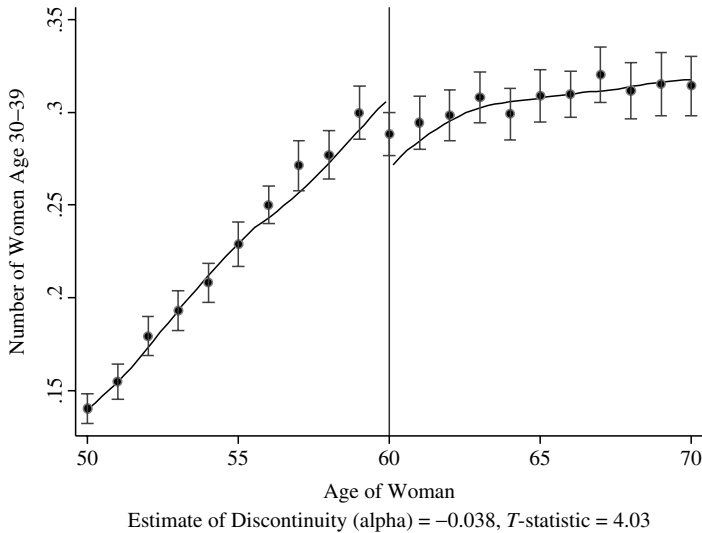


Figure 5
The Number of Resident Women Aged 18–23 and Pension-eligibility, Census Means, and Regression Discontinuity Results

**Figure 6**

The Number of Resident Women Aged 30–39 and Pension-eligibility, Census Means, and Regression Discontinuity Results

Table 3

Regression Discontinuity Estimates of the Effect of Pensions on Household Composition

Variable	Effect	[mean]
Number of kids aged 0–5	0.051 (2.80)	[0.78]
Number of women aged 18–23	0.041 (3.75)	[0.35]
Number of women aged 30–39	-0.038 (4.03)	[0.31]
Births in HH in past year	-0.006 (0.83)	[0.09]

T-statistics in parentheses. RD estimates of treatment effects estimate the jump in household size associated with turning 60 for women. RD methodology based on Porter (2000), as discussed in text. Conditional mean at treatment age of LHS variable in brackets. Data are from the 1996 census, black individuals living in black-headed households. Estimates are based 10 percent census samples, with 53,834 observations having nonzero weight in estimation of treatment effect.

We find a large and statistically significant increase of 0.05 in children aged 0–5 with pension-eligibility. This corresponds to a 7 percent increase in the number of young children in a household on average. This increase in the number of young children does not appear to be an effect of the pension on fertility that is timed with pension-eligibility. We examine whether the pension is associated with an increase in births in the household. In Table 3, Row 4, we do not find any statistically significant relationship between births in the year prior to pension-eligibility and female pension receipt. The estimated change in fertility with the pension-eligibility of women is actually slightly negative. Of course, our method does not capture the effect of anticipated pension income on fertility. Hence, the results in Figure 4 reflect either children being brought into the household or fertility in anticipation of the pension by more than a year. In Edmonds, Mammen, and Miller (2004), we document that this inflow of children is primarily an inflow of boys aged 0–5, and that the results for girls are smaller and statistically insignificant.

We observe an increase in the presence of young women aged 18–23 of .04 young women per elder. This corresponds to more than a 10 percent increase in the presence of young women. The rise in young children and 18–23 year-old women may be related, because it is not unusual for a black woman in the 18–23 year old group to have a child, and that child is likely to be age five or younger.¹⁷

At first glance, a comparison of Figures 4 and 5 might seem inconsistent with a relationship between the increased cohabitation of women aged 18–23 and children aged 0–5. Rather, they illustrate the usefulness of our regression discontinuity approach. If a researcher were to look only at the age trends in these variables (Figures 4 and 5), she would note that the number of children increases with the elder's age, and the number of young women decreases with the elder's age. By focusing on the age trends alone, she might conclude that these two variables move in opposite directions. This conclusion is reinforced by comparing the means in Table 1. However, our discontinuity estimator uncovers a different pattern that we think is more likely to be related to exogenous changes in income. With pension-eligibility, there is a large increase in women aged 18–23 even though there is a decreasing trend in number of young women in the household. With this discontinuous increase in young women at the start of their child-bearing years, we also observe a large change in the number of children aged 0–5 in the household.

The data also reveal a decline in women aged 30–39 that is of a similar magnitude to the increase in young women. That is, 0.04 women aged 30–39 depart and 0.04 women aged 18–23 arrive with pension-eligibility. As with young women, the change in the presence of women aged 30–39 associated with pension-eligibility is opposite in direction to the overall age trend in the presence of women aged 30–39. As such, it is an effect of pension-eligibility that would be missed without focusing on the discontinuity in the pension-eligibility rules.

Why do we observe an increase in the number of children and young women with pension-eligibility? An obvious potential reason is the direct consumption of child

17. Age-specific fertility rates for black South African women aged 20–24 are estimated to be from 0.104 to 0.159 (Moultrie and Timaeus, 2002). The relationship identifiers in our data do not permit the matching of individual children to their mothers. Frankenberg, Smith, and Thomas (2003) also find evidence of the co-movement of young children and women who are probably their mothers during Indonesia's financial crisis.

companionship by the elderly. Elders may consume more child companionship with an increase in income if child companionship is a normal good or they may prefer to live with small children and the additional income strengthens their influence on consumption choices. A number of studies have found that increases in income are associated with increased decision-making power of the income recipient (for example: Lundberg, Pollak, and Wales 1997). In addition, the increase in children and young women may be due to a change in how the family organizes its production. Children may accompany parents moving back to the household of the pensioner; or they may arrive unaccompanied, because the pensioner is taking care of them while the parents work. In this latter case, the rise in women at the start of their childbearing years would be purely coincidental.

It is interesting to note that the entrance of young women is similar in magnitude to the decline in the presence of prime working-age women. Is there an explanation for this pattern that does not depend on preferences or changes in intrahousehold influence? Two possibilities are that “predators” are moving in to coopt the income of elders or that living arrangements are changing to monitor elderly management of the cash; however, our results are not consistent with these notions if prime-age workers (rather than young mothers) are most effective at this sort of behavior. Rather, we speculate that young mothers and older women are similarly productive in home production but that young women have a lower relative value of market time than prime-age women. This may be because they have accumulated less work experience and because there are complementarities in raising young children and working at home.¹⁸ Thus, the elder uses the pension income to shift toward the relatively low cost input into household production. This appears in the data as an outflow prime-age working women and an inflow of young mothers. The comparative advantage of prime-age women in work away from home may stem from the fact that they have older children that do not require continual supervision. Hence, the help of a grandmother is not required to increase the mother’s productivity. It is plausible that for younger women whose children need more care, the grandmother serves a caretaking role that helps improve the family’s return on young mothers. We find this explanation plausible, although it cannot be distinguished from an explanation based on preferences.

IV. Conclusion

In this paper we document the changes in living arrangements that result from pension-eligibility for elderly black South African women. We do so using a regression discontinuity estimator that relies on weak assumptions to obtain the causal impacts of pension income on composition. In particular, we assume that the underlying age-composition relationship is smooth in age and that the probability of receiving the pension changes discontinuously at the age of pension-eligibility.

18. Differences in the relative value of time between older women and younger mothers also may interplay with household risk management strategies. For example, when the pension provides a stable source of income at home, the prime-age woman may be able to move to employment where transfers back home are difficult to arrange quickly, because she knows that the household will be able to use the pension income to cope with the short-term consequences of a shock.

In this way, our study illustrates how administrative program rules can be a useful source of identification to circumvent the endogeneity problems that have limited the study of the relationship between income and household composition.

In contrast to much of the literature on wealthy countries, we find no evidence that the additional pension income leads to an increased propensity to live alone. Both the probability of independent living and the average size of the household do not change with pension-eligibility. Our findings offer a counter example to the notion that “[as the financial] status of elderly people improves, a larger proportion are able to afford to live alone and choose to do so in independent dwellings . . .” (Kinsella and Velkoff 2001, p. 68). Instead, our findings emphasize the role that the elderly play in supporting their extended families as well as the support the elderly in turn depend upon. One important reason for why this interdependence dominates the desire to live independently may be the less developed markets for many of the goods and services consumed by households in the South African context.

Instead of using pension income to maintain their independence, elder women use their income to alter living arrangements. These adjustments take several forms. First, when a woman becomes pension-eligible, we observe a decline in the number of coresident women in their 30s, who may have a comparative advantage in work away (labor force participation rates peak for women in the census around age 40, and are high for women 30–50 years old). Second, we find increases in the presence of young children (aged 0 to 5) and of women whose age group suggests that they could be these children’s mothers (aged 18 to 23). This is consistent with the caretaking role of grandmothers emphasized in some of the descriptive literature. Alternatively, missing markets and labor market imperfections in the developing country context may be responsible for this distinct result although we cannot rule our explanations that depend on preferences or changes in family decision-making. Young mothers may have comparative advantage (relative to older women) in working within the household and in the presence of elders both because of their significantly shorter work experience and because of the burdens and costs of rearing young children. The pension income then enables the household to allocate labor more optimally by moving young women in and prime-age women out.

The changes in living arrangements that we observe have several implications. First, there is a large literature documenting that grandparents help their grandchildren and hence that social policy directed at the elderly benefits other generations (for example, Case 2001, Case and Deaton 1998, Duflo 2003, Edmonds 2003, Jensen 2004, Lund 1993). This paper highlights another mechanism by which elders may assist other generations: enabling individuals to move out of the household and others to move in.

Second, policy makers need to use caution in designing income transfer programs given the substantive changes in living arrangements observed with pension-eligibility. In addition to the usual distortions imposed by government transfer programs, a policy that is conditioned on household composition may introduce additional distortions, by interfering with households’ optimal responses to income changes. For example, targeting cash transfers to children but varying transfers with household size or limiting transfers to households with single parents may prevent individuals from adjusting their living arrangements in response to income fluctuations.

Third, the systematic changes in living arrangements in response to income changes highlight the fact that household members move in and out as a response to

changes in income. This ability to shift living arrangements has implications for the consumption, insurance, growth, intrahousehold, and labor-supply literature that requires further investigation.

We conclude with three examples of how our results might have implications for other studies evaluating the effects of a pension program or changes in household income. For example, there is a literature on whether targeting or labeling income affects how it is spent. In the context of the South African pension, Case and Deaton (1998) consider whether the marginal propensity to spend pension income is different than for other sources of income (they do not find it to be different). As they point out, the effects of the pension on living arrangements could temper their conclusions. Changes in household composition will change expenditure patterns directly. Therefore a different marginal propensity to spend out of pension income could reflect either the treatment of pension income or underlying changes in household composition if the marginal propensity to consume does not vary across types of income.

A second example applies to the literature that considers the effects of income increases on individual well-being. For example, Duflo (2000, 2003) finds that the Old Age Pension improves the nutritional status of coresident children. Our study documents an inflow of children due to the pension. As Duflo (2003) notes, if this inflow is comprised of particularly healthy (or less healthy) children, then estimates of the impact of the pension on the health may be biased. For example, an altruistic grandmother might bring in relatively disadvantaged children to care for when she begins to receive the pension. This selection of disadvantaged grandchildren could cause estimates of the pension's impact on child nutrition to understate its true impact. Interestingly, Duflo (2000, 2003) finds an impact of the pension on the health of girls, but not boys. We find that the pension results in an inflow of boys more than girls. One possibility is that Duflo's "zero result" for boys may reflect a positive impact on health, combined with a negative selection effect in terms of household composition.

A third example relates to research that considers the impacts of government transfer programs on labor supply. In the South African context, Bertrand, Mullainathan, and Miller (2003) find declines in the labor supply of adult males associated with the pension receipt of elder women, but they do not observe declines in the labor supply of prime-age women. Our finding of substantive decreases in the number of prime-age women with female pension-eligibility might imply that the absence of measured labor supply effects for women may be driven by an outflow of prime-age women, who would otherwise stop working in the presence of the pension. Naturally, as with the other examples, one could imagine other selection stories that generate different types of bias. However, in general it is critical to consider changes in household composition when evaluating response to changes in household income.

References

- Ainsworth, Martha. 1996. "Economic Aspects of Child Fostering in Cote d'Ivoire." In *Research in Population Economics*, Volume 8, ed. T. Paul Schultz, 25–62. Greenwich: JAI Press.

- Alderman, Harold. 1999. "Safety Nets and Income Transfers in South Africa." World Bank Africa Region Discussion Paper 19335 Washington D.C.: World Bank.
- Benjamin, Dwayne. 1992. "Household Composition, Labor Markets, and Labor Demand: Testing for Separation in Agricultural Household Models." *Econometrica* 60(2):287–322.
- Bertrand, Marianne, Sendhil Mullainathan, and Douglas Miller. 2003. "Public Policy and Extended Families: Evidence from Pensions in South Africa." *World Bank Economic Review* 17(1):27–50.
- Butcher, Kristin. 1993. "Household Size, Changes in Household Size, and Household Responses to Economic Conditions: Evidence from the Cote d'Ivoire." *Three Essays in Household Size, Resource Allocation, and Migration*. Dissertation. Princeton: Princeton University.
- Carvalho, Filho, and Irineu Evangelista. 2000. "Elderly Women and Their Living Arrangements in Brazil." *Essays in Development Economics*. Dissertation. Cambridge: MIT.
- Case, Anne. 2001. "Does Money Protect Health Status? Evidence from South African Pensions." NBER Working Paper 8495 Cambridge, Mass.: National Bureau of Economic Research.
- Case, Anne, and Angus Deaton. 1998. "Large Cash Transfers to the Elderly in South Africa." *Economic Journal* 108(450):1330–61.
- Costa, Dora L. 1997. "Displacing the Family: Union Army Pensions and Elderly Living Arrangements." *Journal of Political Economy* 105(6):1269–92.
- . 1999. "A House of Her Own: Old Age Assistance and the Living Arrangements of Older Nonmarried Women." *Journal of Public Economics* 72(1):39–59.
- Duflo, Esther. 2000. "Child Health and Household Resources: Evidence from the South African Old Age Pension Program." *American Economic Review: Papers and Proceedings* 90(2):393–98.
- Duflo, Esther. 2003. "Grandmothers and Granddaughters: Old Age Pensions and Intra-Household Allocation in South Africa." *World Bank Economic Review* 17(1):1–25.
- Edmonds, Eric. 2003. "Does Illiquidity Alter Child Labor and Schooling Decisions?" NBER Working Paper 10265. Cambridge, Mass.: National Bureau of Economic Research.
- Edmonds, Eric, Kristin Mammen, and Douglas L. Miller. 2004. "Rearranging the Family? Income Support and Elderly Living Arrangements in a Low Income Country." NBER Working Paper 10306. Cambridge, Mass.: National Bureau of Economic Research.
- Englehardt Gary V., Jonathan Gruber, and Cynthia D. Perry. 2002. "Social Security and Elderly Living Arrangements." NBER Working Paper 8911 Cambridge, Mass.: National Bureau of Economic Research.
- Frankenberg, Elizabeth, James P. Smith, and Duncan Thomas. 2003. "Economic Shocks, Wealth, and Welfare." *Journal of Human Resources* 38(2):280–321.
- Grimard, Franque. 2000. "Rural Labor Markets, Household Composition, and Rainfall in Cote d'Ivoire." *Review of Development Economics* 4(1):70–86.
- Hoerger, Thomas J., Gabriel Picone, and Frank A. Sloan. 1996. "Public Subsidies, Private Provisions of Care and Living Arrangements of the Elderly." *Review of Economics and Statistics* 78(3):428–40.
- Jensen, Robert T. 2004. "Do Private Transfers 'Displace' the Benefits of Public Transfers? Evidence from South Africa." *Journal of Public Economics* 88(1–2):89–112.
- Kinsella, Kevin, and Victoria A. Velkoff. 2001. *An Aging World: 2001*. U.S. Census Bureau, Series P95/01-1. Washington, D.C.: GPO.
- Kotlikoff, Laurence, and Avia Spivak. 1981. "The Family as an Incomplete Annuities Market." *Journal of Political Economy* 89(2):372–91.
- Lund, F. 1993. "State Social Benefits in South Africa." *International Social Security Review* 46(1):5–25.

- Lundberg, Shelly, and Pollak Robert A. 1993. "Separate Spheres Bargaining and the Marriage Market." *Journal of Political Economy* 101(6):988–1010.
- Lundberg, Shelly J., Robert A. Pollak, and Terence J. Wales. 1997. "Do husbands and wives pool their resources? Evidence from the U.K. Child Benefit." *Journal of Human Resources* 32(3):463–80.
- McGarry, Kathleen, and Robert F. Schoeni. 2000. "Social Security, Economic Growth, and the Rise in Independence of Elderly Widows in the 20th Century." *Demography* 37(2):221–36.
- Michael, Robert T., Victor R. Fuchs, and Sharon R. Scott. 1980. "Changes in the Propensity to Live Alone: 1950-1976." *Demography* 17(1):39–56.
- Moultrie, Tom A., and Ian M. Timaeus. 2002. "Trends in South African fertility between 1970 and 1998." Technical Report, Medical Research Council, South Africa.
- Porter, Jack. 2000. *Semiparametric Estimation of Regression Discontinuity Models*. Cambridge: Harvard University. Unpublished.
- Rosenzweig, Mark R. 1988. "Risk, Implicit Contracts, and the Family in Rural Areas of Low-Income Countries." *The Economic Journal* 98(393):1148–70.
- Rosenzweig, Mark R. and Oded Stark. 1989. "Consumption Smoothing, Migration, and Marriage: Evidence from Rural India." *Journal of Political Economy*. 97(4):905–26.
- Statistics South Africa. No date (a). "The Count And How It Was Done." <http://www.statssa.gov.za/> (Census, Census '96, Methodology Reports and Meta-Data).
- Statistics South Africa. No date (b). "Sample (5a)." <http://www.statssa.gov.za/> (Census, Census '96, Methodology Reports and Meta-Data).
- Statistics South Africa. No date (c). "Definitions." <http://www.statssa.gov.za/> (Census, Census '96, Methodology Reports and Meta-Data).