

Clujul Medical

Revistă de Medicină și Farmacie

Editată de
Universitatea de Medicină și Farmacie
"Iuliu Hațieganu"
Cluj Napoca

1

Volumul LXXX
2007
ISSN 1222-2119

Redacția revistei Clujul Medical
Str. Moșilor, nr. 33
Cluj Napoca

Colegiul de redacție

Redactor șef: N. Olinic

Redactori șefi adjuncți: A. Cocârlă
Al. Rotaru
H. Popescu

Secretar științific: H.D. Boloșiu

Membri:

M. Bojiță, Elvira Cocârlă, Gh. Funariu, Paula Grigorescu-Sido,
M. Grigorescu, Ștefania Kory-Calomfirescu, S. Leucuța, N. Maier,
Adriana Mureșan, Luminița Pleșca Manea.

Redactor: Patricia Oprea

Tehnoredactare computerizată: Nicoleta Mișan

Tiparul executat la
Tipografia
U.M.F. "Iuliu Hațieganu" Cluj Napoca

Manuscrisele și corespondența vor fi expediate pe adresa:

Redacția revistei Clujul Medical
str. Moșilor nr. 33
400609 Cluj Napoca
Tel/fax: 0264-596086
Email: patricia.oprea@umfcluj.ro

Clujul Medical

Nr. 1/2007

CUPRINS

Articole de orientare

ADRIANA BULBOACĂ, D. I. POP, A. BRĂCAN:
Rolul neurokininelor în medierea inflamației 11

VICTORIA CREȚ, MARIELA MILITARU, CRISTINA RUSU,
MARIA PUIU, CRISTINA SKRYPNYK, LIGIA BARBARII,
KATALIN CSEP, E. TOMESCU: Detecția rearanjamentelor subtelomeric
prin MLPA (multiplex ligation-dependent probe amplification) – metodă nouă
de diagnostic în formele idiopatice de retard mental..... 17

FULGA FLORESCU, N. COSTIN:
Influența terapiei estrogenice asupra creierului: implicațiile acesteia
în bolile neurodegenerative 22

CLAUDIA GHERMAN, DIANA SĂCUI, LAURA PALCĂU:
Actualități în patogenia bolii varicoase 29

RODICA MANASIA: Infecția urinară și nefropatia de reflux la copil 36

D. I. POP: Psihodiagnosticul clinic post accident vascular cerebral
prin intermediul bateriei de teste psihologice de aptitudini cognitive 42

Cercetare clinică

IOANA CRĂCIUN, IOANA MICLUȚIA, RODICA MACREA,
CODRUȚA POPESCU: Early course of cognitive dysfunctions
during alcohol cessation in chronic alcoholic patients 47

R. A. TRÎMBIȚAȘ, N. OLINIC: Reacția hipertensivă ortostatică
la o populație de pacienți hipertensivi din ambulator 52

VALERIU BUZA, NICOLAS GUEVARA, BENOIT LAFFONT,
ARNAUD DEVEZE, JACQUES MAGNAN: Acouphenes invalidants
par conflit neuro-vasculaire..... 60

DANIELA MOȘOIU, L. PETROV: Grupul focus ca metodă de cercetare
calitativă. Utilitatea metodei în explorarea atitudinilor medicilor față de
comunicarea diagnosticului și prognosticului în oncologie,
hemato-oncologie și îngrijiri paliative 70

ANCA CIUREA, SORANA BOLBOACA, LILIANA ROGOJAN:
Aportul biopsiei histologice ecoghidate în diagnosticul leziunilor
mamare maligne 79

BOGDANA NĂSUI, CARMEN IONUȚ: Legumele și fructele – factori de protecție în cancerogeneza mamară	88
CAMELIA GEORGETA RĂCĂREANU, GABRIELA ROMAN, N. HÂNCU: Screeningul sindromului metabolic la persoanele cu diabet zaharat tip 2 nou depistat	94
ELENI STERGIPOULOU, D. DUMITRAȘCU: Asocierea tulburărilor digestive funcționale.....	103
DANIELA VODĂ, GH. POPA, N. MIU: Neutropenii asociate cu anemii aplastice dobândite - aspecte clinico-evolutive.....	109

Cercetări experimentale și de laborator

FR. GRIGORESCU SIDO, ANCA ZIMMERMANN: Nervii frenici și diafragma (partea II-a). Pacing-ul diafragmatic	116
L. JĂNTSCHI, SORANA-DANIELA BOLBOACĂ: Antiallergic activity of substituted benzamides: characterization, estimation and prediction	125

Cazuri clinice

ALIZ HORÁK, R. BUIGA, OLGA ȘORIȚĂU, ȘTEFANIA NEAMȚU, M. CUCUIANU: Acute Megakaryocytic Leukemia and Myelofibrosis. Considerations Based on a Case Report	133
D. RĂDULESCU, F. CIOVICESCU, S. PRIPON, C. DUNCEA, ELENA BUZDUGAN, ANCA CRISTEA: Polyserositis and multisystemic dysfunction in a case of unclassifiable connective tissue disease. Undifferentiated versus overlapping (mixed) syndrome? A case report and a literature review	137

Medicină dentară

SORANA BACIU, T. ZAHARIE, ALEXANDRA ROMAN, CAMELIA ALB, SORINA SAVA, M. MANOLE , ONDINE LUCACIU, VOICHIȚA SĂBĂDUȘ: Aspecte morfopatologice ale leziunilor inflamatorii ale parodontiului marginal la un lot de subiecți cu insuficiență renală cronică	143
DANIELA CONDOR, SMARANDA BUDURU: Ameliorarea esteticii zonei anterioare prin terapie complexă protetico-chirurgicală.....	152
LIANA MARIA LASCU, ALINA ZAHARIA, OANA CRISTINA TĂȘCĂU, H. A. ALMĂȘAN: Particularități în conceperea protezelor scheletate destinate tratamentului edentației totale.....	157
C. D. OLTEANU, ALEXANDRA CRĂCIUN, R. CÂMPEANU: Citokine proinflamatorii în boala parodontală.....	163

VOICHITA SĂBĂDUȘ, D. BORZEA, DIANA DUDEA,
MARIANA CONSTANTINIUC, SORANA BACIU, SORINA SAVA:
Contribuții la amprente fonetice în realizarea protezelor totale
pe câmpuri protetice nefavorabile 169

Farmacie

VERONICA AVRIGEANU, SILVIA IMRE, ELEONORA MIRCIA:
Studii asupra structurii moleculare a unor noi tereftaldiamide
cu rest de amine secundare aciclice sau ciclice prin spectrometrie de masă 181

LORENA FILIP, L. VLASE, IOANA MÎNDRUȚĂU, DOINA MIERE,
DANIELA HANGANU: Determination of caffeine from instant coffee
and cappuccino by liquid chromatography – mass spectrometry 190

C. MORGOVAN, C. POLINICENCU, STELIANA GHIBU, DIANA TĂNASE:
Studiu privind achiziția medicamentelor în spitalele publice..... 195

ANCA TOIU, ILIOARA ONIGA, M. TĂMAȘ: Cercetări preliminare
asupra compușilor polifenolici din *Viola tricolor* L. (*Violaceae*) 203

In memoriam

G. PETRESCU: Profesorul Leon Daniello (1898 – 1970).
Evocare postumă la 35 de ani..... 208

Idei în medicină

M. CUCUIANU: Cercetarea științifică, politica și economia 209

ANTIALLERGIC ACTIVITY OF SUBSTITUTED BENZAMIDES: CHARACTERIZATION, ESTIMATION AND PREDICTION

L. JÄNTSCHI¹, SORANA-DANIELA BOLBOACĂ²

¹Technical University of Cluj-Napoca, Romania

²"Iuliu Hațieganu" University of Medicine and Pharmacy, Cluj-Napoca, Romania,

Summary

Antiallergic activity of twenty-three substituted N 4-methoxyphenyl benzamides was model by the use of an original methodology. After sketching out the compounds structure and creating the file with the observed activities, strictly based on compounds structure, the molecular descriptors family was generated and descriptors entered into a multiple linear regression analysis. The multi-varied model with four descriptors proved to render higher ability in estimation (squared correlation coefficient, $r^2 = 0.9986$) as well as in prediction (cross-validation leave-one-out score, $r^2_{cv-loo} = 0.9956$) of antiallergic activity of compounds, obtained significantly greater correlation coefficient compared with the previously reported model ($p < 0.01$). Characterization of antiallergic activity of substituted N 4-methoxyphenyl benzamides by integration of complex structure information provides a stable and efficient multi-varied model with four descriptors. According with the multi-varied model with four descriptors the antiallergic activity of substituted N 4-methoxyphenyl benzamides is like to be of geometry nature, depending by the number of directly bonded hydrogen's, and the atomic relative mass, being in relation with the partial charge of compounds

Keywords: Molecular Descriptors Family on Structure-Activity Relationships (MDF-SAR), Substituted N 4-methoxyphenyl benzamides, Antiallergic activity, Multiple linear regression (MLR)

Background

Benzamide derivatives, known for their anti-inflammatory and immunomodulatory [1,2], anti-tumoral [3], antipsychotic [4], and antiallergic [5] activities, are drugs widely used in medicine [6].

Twenty-three derivatives of N 4-methoxyphenyl benzamide were previously synthesized and their antiallergic activity was tested using dinitrochlorobenzene by inducing delayed allergy of rat skin in vivo [5]. The inhibitory tumor swell rate (IR) was model by the use of molecular connectivity indices, and the following equation was obtained:

$$\log IR = 3.002 + 0.8909^4 x_p - 1.3465^5 x_p - 13.8234^6 x_{cg} \quad (1)$$

where $\log IR$ is inhibitory rate expressed in logarithm scale, and $^4 x_p$, $^5 x_p$, $^6 x_{cg}$ are molecular connectivity indices.

The statistical characteristics of previously reported model [5] are:

$$r = 0.8865, F = 23, s = 0.572, n = 23 \quad (2)$$

where r = correlation coefficient, F = parameter of Fisher-test, s = standard deviation, and n = sample size.

Yu-xin Zhou et al. [5] also applied a CoMFA analysis and the following results were obtained:

$$r = 0.990, r_{cv}^2 = 0.830 \quad (3)$$

where r_{cv}^2 = cross-validated correlation coefficient.

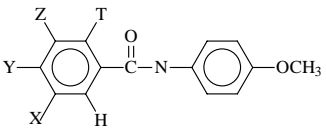
The relationship between antiallergic activities of some substituted N 4-methoxyphenyl benzamides and the information obtained from their structure was studied by the use of an original MDF-SAR methodology. The aim of the research was to analyze the performances of the MDF-SAR methodology in estimation and prediction of antiallergic activities of twenty-three substituted N 4-methoxyphenyl benzamides.

Materials and Methods

N 4-methoxyphenyl benzamides Pharmacology

A number of twenty-three substituted N 4-methoxyphenyl benzamides were included into the study. The generic structure of the substituted N 4-methoxyphenyl benzamides, corresponding substituent(s) of compounds, and inhibitory activity expressed on logarithmical scale are in table 1. In the default cases, $X = Y = Z = T = H$. The inhibitory rate, was calculated by Yu-xin Zhou & all [5] based on the following formula: $(V_1 - V_2)/V$ where V_1 is the swell value of tumor of the reference set of rats (treated with hydrocortisone 20 mg) and V_2 the swell value of tumor of the test set of rats (treated with hydrocortisone 100 mg).

Table 1. Characteristics of studied substituted N 4-methoxyphenyl benzamides and their inhibitory activity

		
Abb.	Substituent	log ₂ IR
com_01	Y = Z = OH	0.13
com_02	X = T = OH	0.07
com_03	T = F	-0.06
com_04	Y = Cl	-0.12
com_05	Y = NO ₂	0.05
com_06	Y = CH ₂ CH ₃	0.03
com_07	Y = <i>t</i> -Bu	0.07
com_08	Y = <i>t</i> -Pro	0.00
com_09	T = OCH ₂ COOH	-0.09
com_10	Y = Z = CH ₂ -mophlinyl; X = OH	-4.00
com_11	Y = OH; Z = CH ₂ -mophlinyl	-4.00
com_12	X = Z = NH ₂	0.03
com_13	Y = OCH ₃	0.05
com_14	T = OCH ₃	0.03
com_15	X = Y = Z = OCH ₃	-0.06
com_16	T = OCH ₂ Ph	-0.80
com_17	T = OCH ₂ CHCH ₂	-0.04
com_18	Z = OC ₄ H ₉	-0.39
com_19	Y = OC ₈ H ₁₇	0.11
com_20	Y = OCH ₂ CHCH ₂	-0.34
com_21	T = SH	-0.18
com_22	Z = SH	-0.25
com_23	Y = SH	0.07

MDF-SAR methodology

The MDF-SAR methodology applied on substituted N 4-methoxyphenyl benzamides consisted of the following steps [7]:

1: Sketch out 3D structure of each substituted N 4-methoxyphenyl benzamides compounds by the use of HyperChem software [8];

2: Create of the file with measured Antiallergic Activity (logIR) of substituted N 4-methoxyphenyl benzamides compounds;

3: Generate the molecular descriptors family (MDF) members for substituted N 4-methoxyphenyl benzamides compounds [9,10]. All twenty-three compounds were used in generation of the molecular descriptors family. The algorithm of generation the molecular descriptors family was strictly based on compounds structure. The process of molecular descriptors family generation was followed by a filtration in which there were deleted from databases identical descriptors by imposing a significance selector equal with 10^{-9} (the redundant information was clear away). The name of each molecular descriptor refers its calculation mode and includes: compound geometry or topology (the 7th letter), atomic property (cardinality, number of directly bonded hydrogen's, atomic relative mass, atomic electronegativity, group electronegativity, partial charge - the 6th letter), the atomic interaction descriptor (the 5th letter), the overlapping interaction model (the 4th letter), the fragmentation criterion (the 3rd letter), the molecular selector (the 2nd letter), and the linearization function applied in molecular descriptor generation (the 1st letter).

4: Find and identify the MDF-SAR models.

5: Validation of the obtained MDF-SAR models were performed through computing the cross-validation leave-one-out correlation score (r_{cv}^2) [11]. The cross-validation leave-one-out correlation score was compute by exclusion one time and applying to all sample one compound from dataset, rebuilding the MDF-SAR model and estimation of excluded compound activity based on MDF-SAR model.

6: Analyze the selected MDF-SAR models through: squared correlation coefficients, statistical parameters of estimation and prediction analysis, model stability analysis (the differences between squared correlation coefficient and cross-validation leave-one-out score - the lowest value correspond to the most stable model), and correlated correlation analysis [12] by comparing the results of the MDF-SAR models with previously reported models.

Results

The best performing multi-varied MDF-SAR models (one with two-descriptors and one with four descriptors) are:

- MDF-SAR model with two-descriptors:

$$\hat{Y}_{2d} = -8.8 \cdot 10^{-3} - 5.1 \cdot 10^{-5} \cdot isDRtHg + 0.13 \cdot iHMMtHg \quad (4)$$

- MDF-SAR model with four-descriptors:

$$\hat{Y}_{4d} = -0.15 + 9 \cdot 10^{-4} \cdot imMRkMg - 0.32 \cdot imMDVQg - 5.2 \cdot 10^{-5} \cdot isDRtHg + 0.14 \cdot iHMMtHg \quad (5)$$

where \hat{Y}_{2d} respectively \hat{Y}_{4d} are estimated log IR by the MDF-SAR model with two, respectively with four molecular descriptors, and *isDRtHg*, *iHMMtHg*, *imMRkMg*, *imMDVQg* are molecular descriptors. Statistical characteristics of the MDF-SAR models are presented in table 2 and 3.

Table 2. Statistical characteristics of MDF-SAR models for antiallergic activity of substituted N 4-methoxyphenyl benzamides

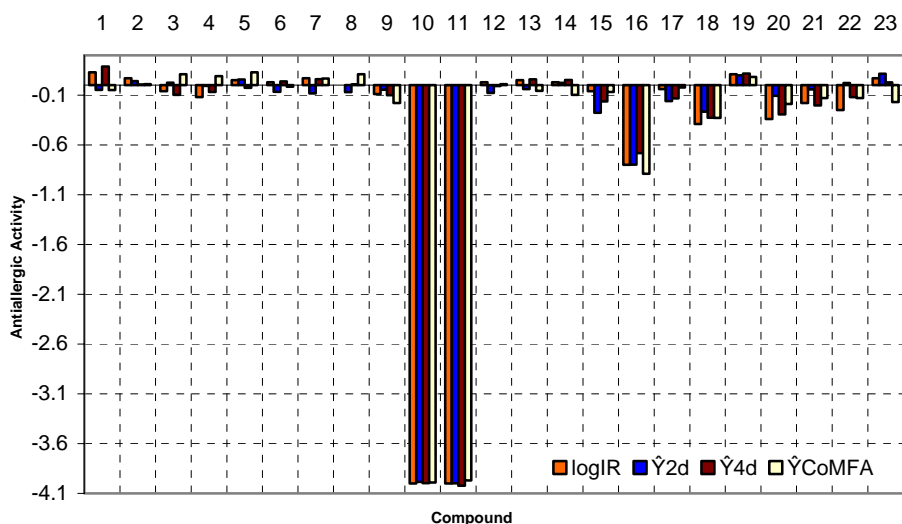
<i>Characteristic (notation)</i>	<i>Value</i>	
	2	4
Number of variable (v)		
Correlation coefficient (r)	0.9942	0.9986
Squared correlation coefficient (r ²)	0.9884	0.9973
Adjusted squared correlation coefficient (r ² _{adj})	0.9872	0.9967
Standard error of estimated (s _{est})	0.1300	0.0664
Fisher parameter (F _{est})	848*	1638*
Cross-validation leave-one-out (loo) score (r ² _{cv-loo})	0.9864	0.9956
Fisher parameter for loo analysis (F _{pred})	725*	1007*
Standard error for leave-one-out analysis (s _{loo})	0.1405	0.0847
Model stability (r ² - r ² _{cv(loo)})	0.0019	0.0016

* p < 0.001

Table 3. Regression analysis of the MDF-SAR models

	<i>StdError</i>	<i>t Stat</i>	<i>95%CI_{coefficient}</i>
<i>MDF-SAR model with four descriptors</i>			
Intercept	0.037	-3.985*	[-0.224, -0.0693]
imMRkMg	0.000	6.917*	[0.0006, 0.0012]
imMDVQg	0.042	-7.628*	[-0.411, -0.2337]
isDRtHg	7·10 ⁻⁷	-77.12*	[-5.4·10 ⁻⁵ , -5·10 ⁻⁵]
iHMMtHg	0.002	64.03*	[0.1345, 0.1437]
<i>MDF-SAR model with two descriptors</i>			
Intercept	0.031	-0.288*	[-0.073, 0.0552]
isDRtHg	1·10 ⁻⁶	-40.719*	[-5.4·10 ⁻⁵ , -5·10 ⁻⁵]
iHMMtHg	0.003	36.678*	[0.1226, 0.1374]

The experimental values (logIR) and values predicted by MDF-SAR models with two (\hat{Y}_{2d}), respectively with four-descriptors (\hat{Y}_{4d}) and previously reported model (\hat{Y}_{CoMFA}) are in figure 1.

**Figure 1.** Measured antiallergic activity (logIR) and estimated by MDF-SAR, respectively CoMFA models

The absolute differences between estimated by models (\hat{Y}_{2d} , \hat{Y}_{4d} , and \hat{Y}_{CoMFA}) and measured (logIR) antiallergic activities of substituted N 4-methoxyphenyl benzamides were used in order to obtain the best estimation (figure 2).

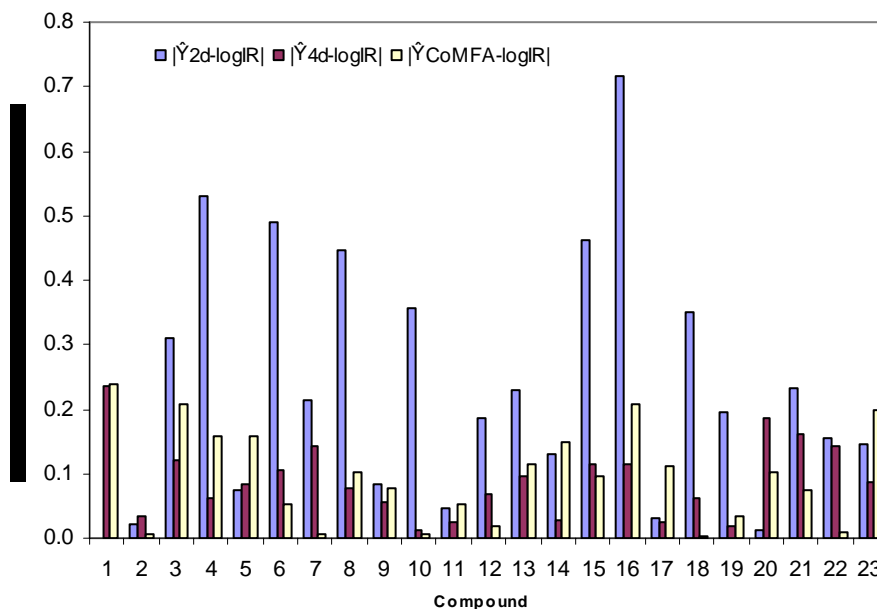


Figure 2. Measured (logIR) and estimated activities of compounds using MDF-SAR models and previously reported CoMFA model

In eleven out of twenty-three cases, the best estimation is obtained by multi-varied MDF-SAR model with four descriptors (see figure 3).

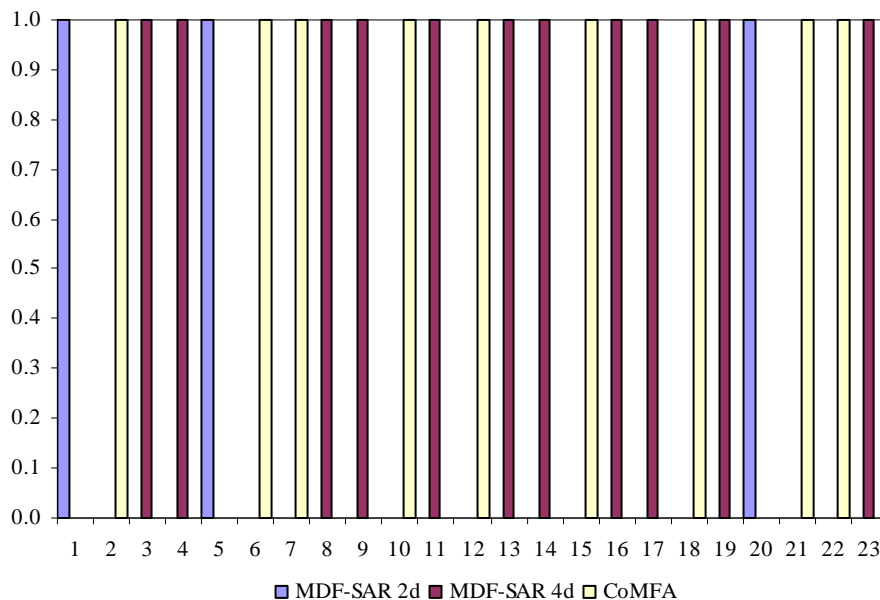


Figure 3. Best estimation antiallergic activity by MDF-SAR and CoMFA models

The comparison of MDF-SAR models with previously reported CoMFA model was performed by applying a correlated correlation analysis and the results are presented in table 4.

Table 4. The results of comparison between MDF-SAR model with four descriptors and previously reported CoMFA model

Characteristic	Value	
Number of descriptors used in MDF SAR model	2	4
$r(\log IR, \hat{Y}_{MDF-SAR})$	0.9941	0.9986
$r(\log IR, \hat{Y}_{CoMFA})$	0.9952	0.9952
$r(\hat{Y}_{MDF-SAR}, \hat{Y}_{CoMFA})$	0.9945	0.9943
Steiger's Z parameter	-0.5113	2.7974*

* p < 0.05

Discussions

Antiallergic activity of twenty-three substituted N 4-methoxyphenyl benzamides was characterized by the use of an original methodology, based on complex structure information of the compounds in order to explain associated biological activity.

Two multi-varied MDF-SAR models, one with two descriptors and other with four descriptors, proved to obtained performances in antiallergic activity estimation and prediction. The MDF-SAR models are statistically significant at a significance level less than 0.001 (see table 2).

The MDF-SAR model with two descriptors uses two molecular descriptors which take into consideration the geometry (*g*) and the number of directly bonded hydrogen's (*H*) of compounds (see Eq. 4). Almost ninety-nine percent of variation in antiallergic activity of substituted N 4-methoxyphenyl benzamides can be explainable by its linear relation with *isDRtHg* and *iHMMtHg* descriptors. The correlation coefficient obtained by the MDF-SAR model with two descriptors is not statistical significant different by the previously reported CoMFA model (see table 4) at a significance level of 5%. The performance of the MDF-SAR model with two descriptors is sustained by the correlation coefficient and the squared of the correlation coefficient ($r = 0.9942$, $r^2 = 0.9942$, table 2); the stability of the model is proved by the very lower value of the differences between squared correlation coefficient and cross-validation leave-on-out squared correlation coefficient. The cross-validation leave-one-out score ($r^2_{cv-100} = 0.0019$) sustain the stability of the MDF-SAR model with two descriptors and its prediction abilities.

Looking at the MDF-SAR model with two descriptors it can be say that the antiallergic activity of studied compounds is of molecular geometry and is strongly depend on the number of directly bonded hydrogen's.

Analyzing the cross-validation leave-one-out scores, it can be said that multi-varied MDF-SAR model with four descriptors is the best performing MDF-SAR model. Almost one hundred percent of variation in antiallergic activity of substituted N 4-methoxyphenyl benzamides can be explainable by its linear relation with four molecular descriptors. Both descriptors used in MDF-SAR model with two descriptors can be found again on model with four descriptors; the other two descriptors consider the geometry of the molecule (*g*), atomic relative mass (*M*) and the partial charge (*Q*) as atomic property with role in antiallergic activities.

Looking at the multi-varied MDF-SAR model with four descriptors it can be observed that the antiallergic activities of studied compounds is positive correlated with *imMRkMg* and *iHMMtHg* descriptors and negative correlated with *imMDVQg* and *isDRtHg* descriptors. The values of squared correlation coefficient ($r^2 = 0.9973$) demonstrate the goodness of fit of the multi-varied MDF-SAR model with four

descriptors (see tables 2 and 3, figures 2 and 3). The power of the MDF-SAR model with four descriptors in prediction of antiallergic activity of substituted N 4-methoxyphenyl benzamides compounds is demonstrated by the cross-validation leave-one-out correlation score ($r^2_{cv(100)} = 0.9956$). The stability of the MDF-SAR model with four descriptors is given by the difference between the squared correlation coefficient and the cross-validation leave-one-out correlation score ($r^2 - r^2_{cv(100)} = 0.0016$). Analyzing multi-varied MDF-SAR model with four descriptors it can be said that antiallergic activities of substituted N 4-methoxyphenyl benzamides strongly depend on the geometry of the compounds and is in relation with number of directly bonded hydrogen's, atomic relative mass and partial charge of compounds.

Correlated correlations analysis results (see table 4) demonstrate that the multi-varied MDF-SAR model with four descriptors obtained a significantly greater correlation coefficient compared with the previously reported CoMFA.

Starting with knowledge learned from the studied set of substituted N 4-methoxyphenyl benzamides, antiallergic activity of new compound from the same class can be predicted by the use of an original software [13]. After the user draws the chemical structure of the new compound and saves it as *.hin file, the software is able to predict the antiallergic activity of new substituted N 4-methoxyphenyl benzamides compound in real time, without any experiments.

Conclusions

Modeling the antiallergic activity of substituted N 4-methoxyphenyl benzamides by integration of complex structural information provides a stable and performing MDF-SAR model with four variables, allowing to make remarks about relation between structure of compounds and their activities.

The antiallergic activity of substituted N 4-methoxyphenyl benzamides is like to be of geometry nature, depending by the number of directly bonded hydrogen's, and the atomic relative mass, being in relation with the partial charge of compounds.

Acknowledgement

Research was in partly supported by UEFISCSU Romania through project ET36/2005.

References

1. Hatzelmann A, Schudt C. Anti-inflammatory and immunomodulatory potential of the novel PDE4 inhibitor roflumilast in vitro. *J Pharmacol Exp Ther* 2001;297(1):267-79.
2. Carbonnelle D, Ebstein F, Rabu C, Petit JY, Gregoire M, Lang F. A new carboxamide compound exerts immunosuppressive activity by inhibiting dendritic cell maturation. *Eur J Immunol* 2005;35(2):546-56.
3. Suzuki K, Nagasawa H, Uto Y, Sugimoto Y, Noguchi K, Wakida M & all. Naphthalimidobenzamide DB-51630: A novel DNA binding agent inducing p300 gene expression and exerting a potent anti-cancer activity. *Bioorg Med Chem* 2005;13(12):4014-21.
4. Simonini MV, Camargo LM, Dong E, Maloku E, Veldic M, Costa E, Guidotti A. The benzamide MS-275 is a potent, long-lasting brain region-selective inhibitor of histone deacetylases. *Proc Natl Acad Sci U S A* 2006; 31;103(5):1587-92.
5. Yu-xin Zhou, Lu Xu, Ya-ping Wu, Bai-li Liu. A QSAR study of the antiallergic activities of substituted benzamides and their structures. *Chemometrics and Intelligent Laboratory Systems* 1999;45:95-100.
6. Malík I, Sedlářová E, Andriamainty F, Csöllei J. Relationship between structure and biological activity of benzamide derivatives. *Farmaceuticky Obzor* 2006; 75(1):3-9.

7. Jäntschi L., Molecular Descriptors Family on Structure Activity Relationships 1. The review of Methodology, Leonardo Electronic Journal of Practices and Technologies 2005;6:76-98.
8. ***, HyperChem , Molecular Modelling System [Internet page]; ©2003, Hypercube, Inc. [cited 2005 May]. Available from: URL: <http://hyper.com/products/>
9. Diudea M, Gutman I, Jäntschi L. Molecular Topology, Nova Science, Huntington, New York 2001.
10. Jäntschi L, Katona G, Diudea M. Modeling Molecular Properties by Cluj Indices, *Commun Math Comput Chem* 2000;41:151-88.
11. ***, Leave-one-out Analysis. ©2005, Virtual Library of Free Software [cited 2005 Nov]. Available from: URL: http://vl.academicdirect.org/molecular_topology/mdf_findings/loo/
12. Steiger JH. Tests for comparing elements of a correlation matrix. *Psychol Bull* 1980;87: 245-51.
13. ***, MDF SAR Predictor, © 2005, Virtual Library of Free Software. [cited 2006 February]. Available from: URL: http://vl.academicdirect.org/molecular_topology/mdf_findings/sar

Activitatea anti-alergică a derivaților de benzamide: caracterizare, estimare și predicție

L. JÄNTSCHI, SORANA-DANIELA BOLBOACĂ

Rezumat

Activitatea antialergică a unui eșantion de douăzeci și trei de derivați N 4-methoxyphenyl benzamide a fost caracterizată, estimată și prezisă prin folosirea unei metode originale. Familia descriptorilor moleculari care a stat la baza obținerii modelelor a fost generată strict pe baza structurii compușilor, după crearea structurii tri-dimensionale a acestora și a fișierului cu activitatea anti-alergică măsurată. Modelul multi-variat cu patru descriptori s-a dovedit a abilități atât în estimarea ($r^2 = 0.9986$) cât și în precizarea ($r^2_{cv-100} = 0.9956$) activității anti-alergice a compușilor studiați, obținând un coeficient de corelație semnificativ mai mare în comparație cu modelul raportat în literatura de specialitate ($p < 0.01$). Caracterizarea activității anti-alergice a derivaților N 4-methoxyphenyl benzamide prin integrarea informațiilor structurale complexe, oferă un model cu patru variabile stabil și eficient. Activitatea anti-alergică a derivaților N 4-methoxyphenyl benzamide este de natură geometrică, depinde de numărul legăturilor directe de hidrogen și masa atomică relativă, fiind în relație cu sarcina parțială.

Cuvinte cheie: Familia de descriptori moleculari, Relații structură-activitate (MDF-SAR), derivați N 4-methoxyphenyl benzamide, Activitate anti-alergică, Regresie liniară multiplă