





 **Current Issue**


 **Browse Issues**

 **Search**



 **About this Journal**

 **Instruction to Authors**

 **Online Submission**

 **Subscription**

 **Contact Us**



 **RSS Feed**

Acta Medica Iranica

2009;47(4) : 25-28

Vertebra Plana Caused by Malignant Lymphoma (A case report)

Shahriari Ahmadi A, Tahmasian M, Izadi B

Abstract:

Vertebra plana is a radiological diagnosis that indicates complete compression of the vertebral body.(1,2) This condition was reported in Langerhans cell histiocytosis including eosino-philic granuloma,(3, 12) Ewing's sarcoma,(2,13,14) tuberculosis,(15,16) vertebral osteomyelitis,(17) aseptic necrosis,(18) aneurysmal bone cyst,(19) osteosarcoma,(20) neuroblastoma,(21) acute leu-kemia,(22) rhabdomyosarcoma(23) and some other diseases.(25-30)

There have been rare reports of vertebra plana due to malignant lymphoma.(23,24) Herein, we report a case of a 13 year-old boy with vertebra plana due to malignant lymphoma and describe his clinical manifestations, histological features, diagnosis, management and clinical course

TUMS ID: 4495

Full Text HTML  Full Text PDF  208 kB

top ▲

[Home](#) - [About](#) - [Contact Us](#)

TUMS E. Journals 2004-2009
Central Library & Documents Center
Tehran University of Medical Sciences

Best view with Internet Explorer 6 or Later at 1024*768 Resolutions